

Please submit **two (2)** copies of this form:

1 - Electronic Submission

2 - Signed Copy



INJURY REPORT FORM

To be completed by the Competition Medical Coordinator

Please submit **two (2)** copies of this form:

1 - Electronic Submission (**within 10 Days after competition**)

2 - Signed Copy - Scanned or Mailed (**within 30 Days after competition**)

COMPETITION INFORMATION

Name of Competition Date of Competition

Organizer/Committee Sanction

Name of Venue

SKATER INFORMATION

First Name Age

Last Name Sex: Male Female

SSC# Branch

Address

City Province/Territory Postal Code

Phone Number Email

Accident/Injury occurred in: Training Competition Accident/Injury occurred: Off-Ice On-Ice

Skill Level Beginner Somewhat Proficient Proficient Highly Proficient

Number of years in Speed Skating

RACE INFORMATION

Ice Condition Excellent Very Good Good Average Poor

Event Winning Time

Skater's race position at time of injury

INJURY DESCRIPTION AND MEDICAL ATTENTION

Description of Injury/diagnosis

Description of accident/how the injury was sustained:

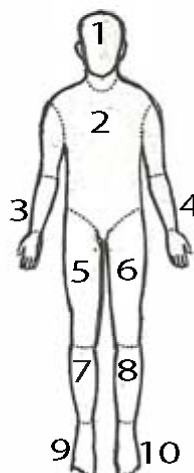
Was the race stopped? Yes No

What on-site medical attention was required?

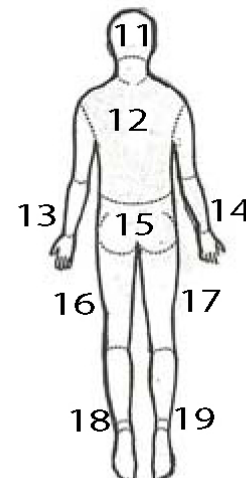
Ambulance Transportation Required? Yes No

Please identify where the skater was injured on the following diagram:

Injury Location



Front



Back

SKATER EQUIPMENT

Additional Details -

Short Track - www.speedskating.ca/short-track-protective-equipment

Long Track - www.speedskating.ca/long-track-protective-equipment

Equipment	Description
<input type="checkbox"/> Ankle Protection	When no cut resistant suit is worn, a cut and puncture resistant ankle made of Kevlar or Dyneema must be worn on both legs, covering the legs from the tops of the boots to 10cm above the tops of the boots.
<input type="checkbox"/> Eye Protection	Shatter-resistant glasses or a complete visor are required for all skaters. All glasses must be held in place by a strap.
<input type="checkbox"/> Hand Protection	For any long blade activity, full leather gloves or a synthetic glove which offers an equal or superior level of cut and puncture resistance to leather must be worn.
<input type="checkbox"/> Head Protection	A helmet must be worn for all on-ice activities. It must be securely fastened under the chin at all times. A skate blade should not be able to penetrate any ventilation holes in the helmet. For Learn to Skate and Learn to Speed Skate Programs, as well as training for Active Start and FUNdamentals aged participants, helmets must be ASTM F 1849 certified or CSA approved (hockey, snowboard/ski skateboarding helmets only). For all other competitions and activities, helmets must be ASTM F 1849 certified.
<input type="checkbox"/> Knee Protection	Full frontal knee coverage providing complete coverage of the patella. Made of puncture resistant (e.g. Kevlar or Dyneema) and impact absorbing (e.g. high density foam) material. Protection may be worn over a skater's skin suit or it can be integrated in the suit.
<input type="checkbox"/> Neck Protection	All skaters must wear neck protection covering the lower half of the full circumference of the neck and covering all soft tissue below the chin to a point extending below a line joining the armpits at the front of the body. Neck protection must be made of Kevlar, Dyneema, or ballistic nylon. Protection may be integrated into the design of a skater's skin suit or worn tucked into a skater's skin suit. If separate neck protection is worn it must fastened securely.
<input type="checkbox"/> Rest of Body Protection	All skin below the mid-line of the neck must not be bare. Skaters participating in events sanctioned as SSC Championships and/or as Selection/International competitions must wear cut resistant clothing meeting or exceeding the minimum standards established by the ISU.
<input type="checkbox"/> Shin Protection	When wearing long blades, skaters must wear hard plastic or built-in cut and puncture resistant material with some impact energy absorption. Full frontal shin coverage is from within 2.5 cm of the top of the boot to within 2.5 cm of the bottom of the knee protection. Protection may be worn over/under a skater's skin suit or it can be integrated in the suit.
<input type="checkbox"/> Skate Blades	The rear and front tips of all skate blades shall be rounded to a minimum radius of 1cm.

Please provide any additional details about the skater's equipment

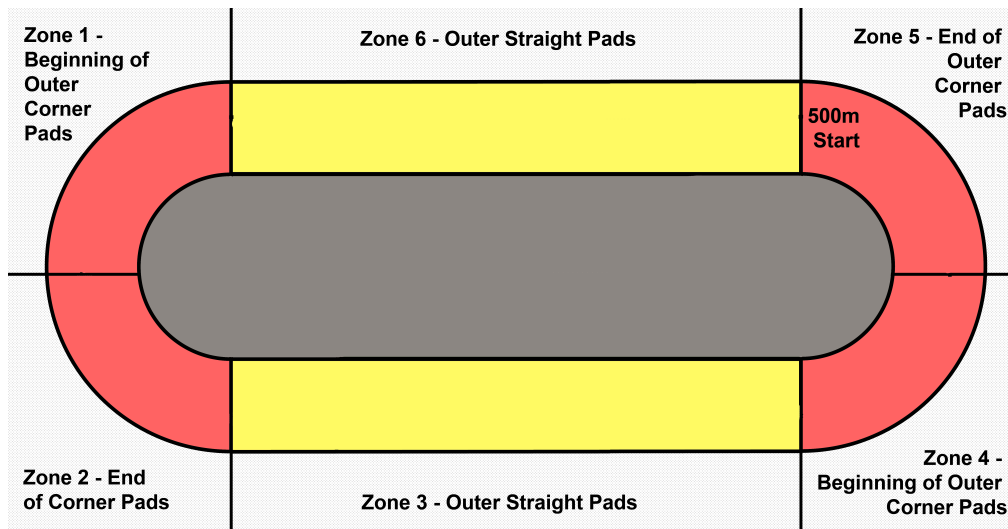
INJURY LOCATION (Long Track)

www.speedskating.ca/long-track-crash-protection

Please identify the location of the injury as per the diagram below:

(Location can be on Ice or on Padding)

Injury Location



Did skater hit protective padding? Yes No

Competition Padding Level

* Red Book Appendices D9-D13

Comments:

Date

Signed By Competition Medical Coordinator

Name

Address

City

Province/Territory

Postal Code

Phone Number

Email